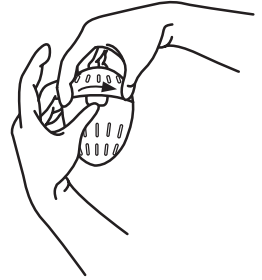


# ecoEGG®


## LAUNDRY EGG® INSTRUCTIONS

### Opening the Laundry Egg

- 1** Hold the Laundry Egg with the larger half pointing downwards and the button facing towards you.
- 2** Hold the button down with your thumb or forefinger.
- 3** Whilst holding down the button, move the smaller half to the right so that the triangles line up.
- 4** When the triangles line up, the egg will come apart.

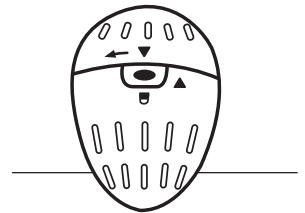


**Now empty three bags of white pellets and one bag of black pellets into the larger end of the egg case.**



### Closing the Laundry Egg

- 1** Hold the larger half of the Laundry Egg with the point facing downwards (the pellets should be in this half).
- 2** Line up each half so that the triangles point to each other.
- 3** Twist the top half to the left in the direction of the arrow until you hear a 'click' sound.



**Place the Laundry Egg on top of your laundry in your washing machine.**

If you have any questions, feel free to get in touch with our customer services

+44 (0) 1622 535 200

[www.ecoegg.com](http://www.ecoegg.com)

[hello@ecoegg.com](mailto:hello@ecoegg.com)

Ecoegg Ltd, The Hatchery, Steelfields, Owens Way, Gillingham, ME7 2RT, UK



EILLE70WT

# Important advice - please read before using the Laundry Egg

- ✓ Use one Laundry Egg with pellets for each normal wash load of 6-8kg
- ✓ Wash your coloured and white laundry separately and always follow the washing advice on your garment's label
- ✓ The Laundry Egg can be used in High Efficiency (HE) washing machines
- ✓ The Laundry Egg can be used for hand washing including delicates. Pre-soak the Laundry Egg for 5-10 minutes in the water before using
- ✓ Only use the Laundry Egg up to 60 degrees Celcius / 140 degrees Fahrenheit
- ✓ Remove the Laundry Egg from the machine between washes to let it dry
- ✓ Replace the white and black pellets after approximately 70 washes, or when the pellets fall below the half way line of the larger pointed end of the egg
- ✗ Do not use the Laundry Egg in a tumble dryer or in a washer/dryer combined machine
- ✗ Do not fill your washing machine too full of clothes – there needs to be space for the clothes to circulate
- ✗ Do not leave the Laundry Egg in the washing machine or in a cupboard or laundry box between washes – it needs to dry out
- ✗ Keep the Laundry Egg away from children and pets

**FAQs about the ecoegg Laundry Egg can be found at**  
<http://knowledgebase.ecoegg.com>

**Sign up for your 10 year guarantee at**  
[www.ecoegg.com/guarantee](http://www.ecoegg.com/guarantee)

## Our promise

We are passionate about producing innovative products that are free from harsh chemicals, environmentally friendly and kind to your skin and pocket.

## All ecoegg products

- ✓ Contain no harsh chemicals
- ✓ Are never tested on animals
- ✓ Are suitable for use by vegans
- ✓ Are dermatologically tested

## Laundry Egg

- ✓ Awarded 'Allergy Friendly Product Award' from Allergy UK and proven to leave significantly less residue on clothing.
- ✓ Egg shaped case is recyclable (category 5)
- ✓ Pellet bags are recyclable (category 5)
- ✓ Packaging is made from FSC approved card and is recyclable
- ✓ Box and instructions are printed using vegetable inks

## Laundry Egg ingredients

Anionic surfactants > 30%, Non-ionic surfactants > 5% - 15%, Sodium carbonate > 11 % Sodium metasilicate > 11 %, Calcium carbonate > 10%. Fragranced versions also contain perfume

## Warning!

The pellets may be harmful if swallowed. If swallowed, please seek urgent medical advice.

Should contact with your eyes occur, immediately flush them with water or a gentle eye wash and seek medical advice.

The ecoegg Laundry Egg is not a toy and should not be treated as one.  
Keep out of the reach of children and pets.

